

CleanCare


Professional Wet Range 2022



Numatic

CleanCare

CleanCare brings **power, performance** and **reliability** to our commercial cleaning product range.



CleanCare Contents

Professional Wet or Dry Vacs	4-7
Professional Wet Vacs	8-9
Professional Wet & Dry Vacs	10-11
Professional Carpet Cleaners	12-17
CleanCare Wet Accessories	18



The WV570 design, construction and performance must be experienced to be believed. The heavy-duty Structofoam construction with user-friendly features; can be used anywhere and emptied quickly and easily.

See pages 6-7 for details.

WV370 Wet or Dry

The WV370s, by design, perform without compromise in either wet or dry mode.

Our full, TwinFlo performance specification, ensuring exceptional results.

POWERFUL CLEANING Results

Professional, powerful, long-life TwinFlo bypass motor.

COMPACT & Convenient

Easy to use, easy to move, easy to change and easy to store.

READY for Wet or Dry

Professional results in either mode with accessories provided.

EASE of Transit

Multi-site use with lightweight design and ergonomic, easy-carry handle.

STORES Neatly Away

On-board tool storage means tools are always to hand and neatly packed away.



WV370



Safety Net Filter and Float Assembly



Convenient Carry Handle

Model	WV370
Capacity (L) Dry	15.0
Capacity (L) Wet	9.0
Power Cord (M)	10.0
Motor (W)	1000
Suction H ₂ O (MM)	2400
Weight (KG)	8.65
Power (Volts AC/Hz)	230 / 50/60
Cleaning Range (M)	26.0
Kit (see page 18)	AA12
Dimensions WxLxH (MM)	360x370x510



High-efficiency ProFlo Wet Floor Tool

WV470 Wet or Dry

The best-selling WV470 provides a larger alternative to the 370 series.

Twice the capacity, but to the same high-performance standard in either wet or dry mode.

POWERFUL CLEANING Results

Professional, powerful, long-life TwinFlo bypass motor.

CLEAN for Longer

Huge 20L wet and 27L dry capacity, less time emptying, more time cleaning.

CLEAN Emptying

Fitted with easy-empty handle, providing simple and clean emptying.

READY for Wet or Dry

Professional results in either mode with accessories provided.

EASE of Transit

Ergonomic easy-carry handle, convenient folding transit handle and large rear wheels and directional castors for stability in transport.



WV470

Fold Down Transit Handle



Multi Use Wet Pick-up Tool



Large Rear Wheels

Model	WV470
Capacity (L) Dry	27.0
Capacity (L) Wet	20.0
Power Cord (M)	10.0
Motor (W)	1000
Suction H ₂ O (MM)	2400
Weight (KG)	11.15
Power (Volts AC/Hz)	230 / 50/60
Cleaning Range (M)	26.0
Kit (see page 18)	AA12
Dimensions WxLxH (MM)	360x370x710

WV570/WVD570, WV900/WVD900 **Wet or Dry**
Professional power and performance in either wet or dry mode.

The full TwinFlo specification and Structofoam construction is exceptional and embodies years of experience in supplying the commercial market worldwide.



WV570 / WVD570

WV900 / WVD900


Model	WV570	WVD570	WV900	WVD900
Capacity (L) Dry	23.0	23.0	40.0	40.0
Capacity (L) Wet	15.0	15.0	32.0	32.0
Power Cord (M)	10.0	10.0	10.0	10.0
Motor (W)	1000	1000x2	1000	1000x2
Suction H ₂ O (MM)	2400	2400	2400	2400
Weight (KG)	16.3	18.5	25.2	28.0
Power (Volts AC/Hz)	230 / 50/60	230 / 50/60	230 / 50/60	230 / 50/60
Cleaning Range (M)	26.8	26.8	26.8	26.8
Kit (see page 18)	BS8	BS8	BS8	BS8
Dimensions WxLxH (MM)	415x415x645	415x415x645	490x800x880	490x800x880



Safety Net Filter and Float Assembly



400mm Wet Pick-up Nozzle



Easy Emptying

POWERFUL & PROFESSIONAL Performance

Professional, powerful, long-life TwinFlo bypass motor.

BUILT to Last

Heavy-duty Structofoam provides tough, professional construction, equipped with a high-quality Stainless Steel tube set.

READY FOR Wet or Dry

Professional results in either mode with accessories provided.

EASY, CLEAN & SAFE Emptying

Fitted with easy-empty handle providing simple and clean emptying (900 model only).

HANDY Cable Replacement

NuCable system for quick and easy changing of cable.



Easy Replacement Plugged Cable System



Twin Motor Power Option




Large 250mm Rear Wheels (900 Model Only)

Structofoam

Cellular structure provides strength and flexibility

- ✓ Incredibly tough and long-lasting
- ✓ Hard-wearing and chemical-resistant
- ✓ Exceptional strength-to-weight ratio
- ✓ Lightweight and ergonomic structure



WV1800DH, WVD1800DH/AP Wet Industrial Vac



WV1800DH / WVD1800DH / AP

Equally big in performance, the 70L wet pick-up 1800 is not just big in capacity.

UNRIVALLED Performance

Equipped with long-life, TwinFlo 2-stage bypass motor.

BUILT to Last

Heavy-duty, Structofoam construction to endure years of industrial use.

VERSATILE Convenience

Fitted with our spinning ball float valve and trash basket inlet filter.

CLEAN for Longer

Huge 70L wet capacity, less time emptying, more time cleaning.

EASY, CLEAN & SAFE Emptying

Empty with ease by either Auto Pump or Dump Hose options.

WVD2000DH/AP Wet Industrial Vac

The 2000 wet series is the epitome of heavy-duty, Duplex professional machines that have been giving users their best performance for more than 20 years.



WVD2000DH / AP

Dump Hose
Easily and safely drain water.

NuCable System
Power cables can be changed without the need for an electrical engineer.


Large Handle
Complete freedom of movement when pushing, pulling or tilting the vacuum while in transit.

Tough Strucofoam
Heavy-duty Structofoam head is rugged yet light in weight.

Large Rear Wheels
Excellent mobility over the toughest of surfaces with large rear wheels.

Front Castors
Excellent mobility with fully directional front castors.

Wet Pick-up Tool
The ProFlo wet pick-up tool ideal for extracting high water volumes from various floor surfaces.



Auto Submersible Pump (AP Model Only)



Rear Discharge Outlet (AP Model Only)



Safety Trash Basket

Auto Empty

Continuous pumping operation, precisely where you need it.

Auto pump enables for continuous pumping operations and maximum cleaning productivity.



WVD1800AP
WVD2000AP



WVD2000DH Dump Hose



Easy Replacement Plugged Cable System

Model	WV1800DH	WVD1800DH	WVD1800AP
Capacity (L) Wet	70.0	70.0	70.0
Power Cord (M)	10.0	10.0	10.0
Motor (W)	1000	1000x2	1000x2
Suction H ₂ O (MM)	2400	2400	2400
Weight (KG)	31.5	34.0	40.4
Power (Volts AC/Hz)	230 / 50/60	230 / 50/60	230 / 50/60
Cleaning Range (M)	26.8	26.8	26.8
Kit (see page 18)	BS7	BS7	BS7
Dimensions WxLxH (MM)	684x785x935	684x785x935	684x785x935

Model	WVD2000DH	WVD2000AP
Capacity (L)	70.0	70.0
Power Cord (M)	10.0	10.0
Motor (W)	1000x2	1000x2
Suction H ₂ O (MM)	2400	2400
Weight (KG)	28.9	36.4
Power (Volts AC/Hz)	230 / 50/60	230 / 50/60
Cleaning Range (M)	26.8	26.8
Kit (see page 18)	BS7	BS7
Dimensions WxLxH (MM)	640x530x970	640x530x970

CV570/CVD570, CV900/CVD900 Wet & Dry Combi Vac

The CombiVac provides wet and dry pick-up effortlessly and will be found at home in the dirtiest of places.

The heavy-duty, Structofoam construction in both head and body is rugged, yet light in weight. Our unique high-efficiency dual washable filter system enables the user to switch from dry to wet pick-up without the hassle of changing filters or kits.

WET & DRY



Colonic Wet and Dry System

WET & DRY Pick-up

No need to change kit or filter with our unique filter system.

BUILT To Last

Heavy-duty, Structofoam construction to endure years of industrial use.

HIGH Efficiency

Dual washable filter system enables users to switch from dry to wet with no hassle.

CLEAN for Longer

Huge 13L and 30L capacity options, meaning less time emptying, more time cleaning.

A TOOL FOR Every Job

Professional BS8 accessory kit with Stainless Steel tube set.



Clean, Dry Floors Again and Again



Wet and Dry System



Tipping Handle for Easy Emptying (900 model only)



Unique Filter System



Dry Floor Tool Pick-up



Easy Emptying



CV570 / CVD570

CV900 / CVD900

Model	CV570	CVD570	CV900	CVD900
Capacity (L)	13.0	13.0	30.0	30.0
Power Cord (M)	10.0	10.0	10.0	10.0
Motor (W)	1000	1000x2	1000	1000x2
Suction H ₂ O (MM)	2400	2400	2400	2400
Weight (KG)	16.3	18.5	25.2	27.7
Power (Volts AC/Hz)	230 / 50/60	230 / 50/60	230 / 50/60	230 / 50/60
Cleaning Range (M)	26.8	26.8	26.8	26.8
Kit (see page 18)	BS8	BS8	BS8	BS8
Dimensions WxLxH (MM)	415x415x645	415x415x645	490x800x880	490x800x880

CT370/470 Carpets & Upholstery

The compact CleanTecs provide the combination of a PowerFlo liquid pump supply and efficient wet pick-up facility, all incorporated in one unit.

ALL PURPOSE 4-in-1

Wet, spray extraction for carpets, upholstery and valeting.

POWERFUL CLEANING Results

Professional, long-life, TwinFlo bypass motor and PowerFlo pump system.

READY for Anything

Easy to store and always on hand.

EASE of Transit

Ergonomic, easy-carry handle and large rear wheels for stability.

USER Comfort

Fitted with easy empty handle, providing simple, clean emptying (470 model only).



Huge Capacity
The 27 Litre dry capacity and 20 Litre wet capacity keeps you cleaning for longer.

Large Handle
Complete freedom of movement during transit, folds flat for storage and tilts for easy emptying.

CT470

CT370

CT470

Tough Bumper
Front bumper for wall and door protection.

Front Castors
Excellent mobility with fully directional front castors.

Large Rear Wheels
Excellent mobility over the toughest of surfaces.



Convenient Carry Handle

Model	CT370	CT470
Capacity (L) Dry	15.0	27.0
Capacity (L) Wet	9.0	20.0
Power Cord (M)	10.0	10.0
Motor (W)	1000	1000
Suction H ₂ O (MM)	2400	2400
Weight (KG)	11.23	14.4
Power (Volts AC/Hz)	230 / 50/60	230 / 50/60
Cleaning Range (M)	26.8	26.8
Kit (see page 18)	A40A	A40A
Dimensions WxLxH (MM)	355x355x510	358x450x710



Fishtail Extraction



Handheld Upholstery and Stair Tool



Quick Release Cleaning Liquid Connector

CT570/CTD570, CT900/CTD900 Carpets & Upholstery

The CleanTec 570 and 900 provide powerful cleaning results with tough Structofoam construction.

Huge capacity; long-life, TwinFlo bypass motors; easy to store, always on hand and ready for anything.




CT570 / CTD570



Tank Within a Tank



Upholstery Nozzle



Upholstery Nozzle



Fishtail Aluminium Injection / Extraction System



ALL PURPOSE 4-in-1

Wet, spray extraction for carpets, upholstery and valeting.

TANK Within a Tank

Simple, clean and efficient. This unique design provides an easy to fill and quick to change system.

BUILT to Last

Heavy-duty, Structofoam construction to endure years of industrial use. Fishtail Aluminium Injection / Extraction tool included.

EASE of Transit

Large rear wheels provide stability during transportation. (900 model only).

CLEAN Emptying

Fitted with unique tipper handle, providing simple and clean emptying. (900 model only).



CT900 / CTD900

Model	CT570	CTD570	CT900	CTD900
Capacity (L) Dry	23.0	23.0	40.0	40.0
Capacity (L) Wet	15.0	15.0	32.0	32.0
Power Cord (M)	10.0	10.0	10.0	10.0
Motor (W)	1000	1000x2	1000	1000x2
Suction H ₂ O (MM)	2400	2400	2400	2400
Weight (KG)	18.98	20.0	25.28	27.78
Power (Volts AC/Hz)	230 / 50/60	230 / 50/60	230 / 50/60	230 / 50/60
Cleaning Range (M)	26.8	26.8	26.8	26.8
Kit (see page 18)	A41A	A41A	A41A	A41A
Dimensions WxLxH (MM)	415x415x645	415x415x645	490x800x880	490x800x880

NHL15 Carpet Cleaner

The CleanTec NHL15 has been designed for minimum preparation with quick and effortless carpet cleaning.

DEEP & Spot Cleaning

TwinFlo Extraction and PowerFlo pump injection unit.

POWERFUL Cleaning Results

Hi-Lo pressure selection system with TriJet performance.

CLEAN for Longer

15L Capacity extraction and 26.8m cleaning range.

CLEAN Emptying

Two separate emptying systems with tank or integrated dump hose.

EASE of Transit

4-wheel mobility and convenient pull handle.

Clear Dome

Quickly and easily check on water levels and see the power of the NHL15 at work.

Quick Release Toggles

Quick removal of the head for ease of emptying

Transit Handle
Ease of transit with the convenient pull handle.

Dirty Water Tank
Fully removable dirty water tank with carry handle.

Dump Hose
The integrated dump hose for use when emptying into a bucket is more convenient.

NHL15



Great Mobility
Rotational castors allow ease of movement on carpet.

Hi/Lo Switch
Change from Lo to Hi for spot cleaning or heavier soiled areas.

Vac/Pump Switch
Easily access and switch between Vac and Pump settings.



TRIJET Carpet Cleaning
Uniform fluid distribution
Easy pull-back movement
Heavy-duty, Aluminium construction




High-performance, TriJet Carpet Extraction Tool

Capacity (L)	15.0
Power Cord (M)	10.0
Motor (W)	1000
Suction H ₂ O (MM)	2400
Weight (KG)	35.0
Power (Volts AC/Hz)	230 / 50/60
Cleaning Range (M)	26.8
Kit (see page 18)	BS27
Dimensions WxLxH (MM)	435x425x725



Upholstery and Spot Cleaning Extraction Tool



Clear Dome to View Water Levels



Dump Hose Empty Option

Wet Kits

AA12 607240

914413	2.0m BoFlex Parallel Hose	601024	Aluminium Extension Tube (x2)	900918	300mm MultiFlo Dry Brush Tool
601025	Aluminium Tube Bend with (Black) Volume Control	900954	300mm MultiFlo Wet Pick-up Tool		

BS7 607249

602102	2.4m NuFlex Threaded Hose	602920	Stainless Steel Extension Tube (x2)		
602919	Stainless Steel Tube Bend	602380	400mm ProFlo Wet Pick-up Floor Tool		

BS8 607241

602102	2.4m NuFlex Threaded Hose	602920	Stainless Steel Extension Tube (x2)	602381	400mm ProFlo Dry Pick-up Floor Tool
602919	Stainless Steel Tube Bend	602380	400mm ProFlo Wet Pick-up Floor Tool		

Extraction Kits

A40A 607147

601399	4.0m CleanTec Extraction Hose	601008	Stainless Steel Extension Tube	601968	CleanTec Trigger Valve and Spray Tube
601009	Stainless Steel Extraction Trigger Bend Tube	601126	275mm Fishtail Extraction Tool		
601006	Stainless Steel Lower Tool Extraction Tube	601225	100mm Upholstery Extraction Tool		

A41A 607148

601399	4.0m CleanTec Extraction Hose	601008	Stainless Steel Extension Tube	601968	CleanTec Trigger Valve and Spray Tube
601009	Stainless Steel Extraction Trigger Bend Tube	601423	275mm Aluminium Extraction Tool		
601006	Stainless Steel Lower Tool Extraction Tube	601225	100mm Upholstery Extraction Tool		

BS27 607248

602399	4.0m CleanTec Extraction Hose	602937	145mm Stainless Steel Extension Tube	602225	100mm Upholstery Extraction Tool
602922	Stainless Steel Extraction Tube Bend	602200	CleanTec TriJet Extraction Floor Tool Assembly		
602920	Stainless Steel Extension Tube (x2)	602300	CleanTec TriJet Trigger and Solution Tube Assembly		

Notes section with horizontal lines for writing.

Head Office

Numatic International Limited

Chard, Somerset TA20 2GB UNITED KINGDOM

Tel: 01460 68600 numatic.com

Numatic International S.A.S
13/17 rue du Valengelier
EAE la Tuilerie, 77500 Chelles
FRANCE

Tel: 01 64 72 61 61
numatic.fr

**Numatic International
Schweiz AG.**
Sihlbruggstrasse 3A
6340 Baar
SCHWEIZ

Tel: 041 768 07 60
numatic.ch

Numatic International SLU
La Forja, 41, 08840
Viladecans, Barcelona
SPAIN

Tel: 34 936 472 222
numatic.es

Numatic International (Pty.) Ltd.
16th & Pharmaceutical Roads
Midrand, Gauteng, S.A. 1685
SOUTH AFRICA

Tel: 0861 686 284
numatic.co.za

Numatic International ULDA
Rua da Boa Viagem, 177
4470 - 210 Moreira Maia
PORTUGAL

Tel: 351 220 047 700
numatic.pt

Numatic International Italy SRL
Via Luigi Galvani, 2
Z.I. Talponedo
33080 Porcia (PN)
ITALY

Tel: (39) 0434 046211
Web: numatic.it

Numatic International GMBH
Fränkische Straße 15-19,
30455 Hannover
DEUTSCHLAND

Tel: 05 11 98 42 16 0
numatic.de

Numatic International BV
Vennootsweg 15
2404 CG, Alphen aan den Rijn
NEDERLAND

Tel: 0172 467 999
numatic.nl

Numatic